



MINI EXCAVATORS | 8025, 8030, 8035 ZTS

Operating weight: 2806 kg / 3217 kg / 3651 kg Net engine power: 20 kW / 22.7 kW



PRODUCTIVITY AND PERFORMANCE.

THE 8025, 8030, 8035 ZTS MINI EXCAVATORS OFFER TRUE ZERO TAILSWING AND RECOGNISE THE NEED FOR EVER-MORE-COMPACT MACHINES THAT STILL DELIVER SPEED, POWER AND PRODUCTIVITY. YET THEY NEVER COMPROMISE ON EASE OF OPERATION AND CONTROL.



Benchmarked against conventional as well as zero tailswing models, we know from your feedback that these minis can more than compete, particularly when it comes to stability and power.

Reliability built in.

- 1** The undercarriage gives optimum protection against site damage. And the sloped track frame helps to prevent dirt build up.
- 2** Excavator hoses are routed on top of the boom to give maximum protection against damage.
- 3** Simple design and durable components ensure reliability is built-in.



Componentry.

4 Powerful engine linked to a variable displacement pump provides plenty of digging power. While a two-speed tracking motor, excellent tractive effort and traction.

5 These machines also boast optional hose burst check valves, allowing these excavators to comply with legislation for lifting over 1 tonne.

6 Hydraulic system boasts the latest industry technology “O-Ring Face Seal” (ORFS) hydraulic fittings providing excellent sealing capabilities.

The 8025 is light enough to be towed behind a 3500kg towing capacity vehicle.*

*Depending on local regulations/machine specifications, trailer and attachment configurations.



4



6



5

PRODUCTIVITY AND PERFORMANCE.

THE 8025 AND 8030 ZTS FEATURE A POWERFUL 1.5 LITRE, 3-CYLINDER ENGINE, WHILE THE 8035 BOASTS A BIGGER 1.7 LITRE ENGINE TO MATCH THE INCREASED SIZE OF THE MACHINE, GIVING YOU IMPRESSIVE TEAROUT FORCES, AND HIGH LEVELS OF TRACTIVE EFFORT AND TRACKING SPEEDS.

Power and stability.

7 All machines have excellent digging performance giving impressive tearout forces, and high levels of tractive effort.

8 Stability is key on ZTS machines, so we've paid close attention to the undercarriages of these models, ensuring they give you the safest platform for hard working. The undercarriage dimensions are optimised to ensure good stability both in line and over the sides of the tracks, and to allow for ease of manoeuvring and low-effort turns.

9 ZTS offers more manoeuvrability (especially in confined spaces) because there is no overhang on the tracks.



The powerful 'Maxi-Lift' dozer can effortlessly power down and lift the machine off the ground to gain extra load over height.

Dozer.

10 The unique JCB dozer design also features an improved curved profile at the front which forms material into a roll that then keeps moving away from the machine rather than building up and acting as an obstacle. The H-frame undercarriage design (as well as being more rigid) also features lots of slopes and exit points to help ensure material doesn't build up underneath the machine and impede performance.

Undercarriages are matched to the dig envelope for stability and performance.

Hydraulics.

11 A changeover button on the joystick lets you switch the right pedal between auxiliary service and boom offset function. In boom offset mode, you can operate the slew of the upper structure and the boom at the same time, allowing you to get this JCB mini digger into the correct position straight away. Plus this foot pedal is servo operated for low-effort, precise control.

12 For ready-to-go versatility, all models feature single-acting auxiliary pipework to the dipper as standard for powering breaker attachments.

Double-acting pipework (e.g. for powering earth drills) is also available as an option, allowing you to switch between single and double modes.


11

12

10

EASE OF OPERATION.

ZERO TAILSWING MODELS ALWAYS HAVE AN ADVANTAGE OVER CONVENTIONAL MODELS WHEN IT COMES TO VISIBILITY. IN FACT, THE SAFETY BENEFITS OF THE ZTS DESIGN MEANS IT IS NOW PREFERRED BY SAFETY OFFICERS. AND IN SOME APPLICATIONS, SUCH AS ON HIGHWAYS WHERE WORKING WITHIN ONE LANE WIDTH IS VITAL, ONLY ZTS MODELS ARE NOW SPECIFIED.

Ease of use.

1 Visibility from the working position is excellent. To the left, you can see the whole track. To the right and the rear, the curving style of bonnets on all machines gives an improved view. The hose routing on top of the boom rather than to the side also means there's less to impede visibility, and the large front.

2 Once you are up and running, the efficient heating system allow you to obtain the most comfortable temperature. You can effortlessly store the gas-strut-assisted upper front screen overhead, and the lower front screen can also be removed. Plus, the whole cab structure is isolated from the slew frame for minimum vibration.



2

All machines have short travel joysticks, the most advanced micro technology in the valve block and a variable flow hydraulic pump. These provide the smooth, precise control required by the novice operator, without compromising on the power and speed demanded by professional users.

Good size door width for easy access and the door itself latches back within the tailswing so you can work with it open. To make access even clearer, the left control pod hinges up and we have removed the left foot pedal (a changeover switch on the joystick allows you to control right and left pedal operations with just the right pedal).



1

Better protected.

3 All cabs are ROPS and TOPS compliant with optional Level 1 & 2 FOPS protection. Further optional front screen guards provide peace of mind for operators, whilst boom and optional cab worklight guards protect vulnerable components in hazardous applications.

4 True ZTS design provides greater safety by reducing risk of impact in tight workspaces.

5 For safer lifting operations optional boom, dozer and dipper hose burst check valves are available.

Easy to maintain.

6 Gullwing bonnets give easy access to all service points and 500-hour engine oil service intervals.

High levels of engine filtration prevent blockages and stoppages.

You can check the oil from ground level, the fuel filter system features a combined sediment, filter and primer which allows you to prime the system if it runs out of fuel, and you can change the filter without any extra tools.

The valve block is to the side which makes replacing hoses easier, plus inside the cab a removable plastic floorplate gives clear access to the slew motor, rotary joint and hydraulic valves.

The hoses on the whole mini range are colour coded to help you identify the correct one.

7 JCB's undercarriage design with sloping track legs minimises material build-up for easier cleaning.



VALUE ADDED.

JCB'S WORLDWIDE CUSTOMER SUPPORT IS FIRST CLASS. WHATEVER YOU NEED AND WHEREVER YOU ARE, WE'LL BE AVAILABLE QUICKLY AND EFFICIENTLY TO HELP MAKE SURE YOUR MACHINERY IS PERFORMING TO ITS FULL POTENTIAL.



1 Our Technical Support Service provides instant access to factory expertise, day or night, while our Finance and Insurance teams are always on hand to provide fast, flexible, competitive quotes.

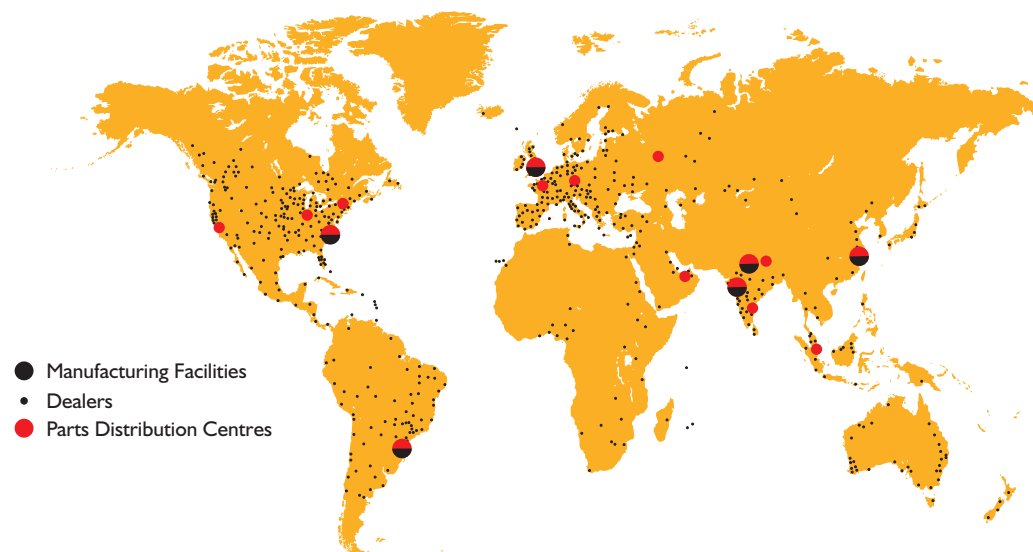
2 The global network of JCB Parts Centres is another model of efficiency; with 15 regional bases, we can deliver around 95% of all parts anywhere in the world within 24 hours. Our genuine JCB parts are designed to work in perfect harmony with your machine for optimum performance and productivity.



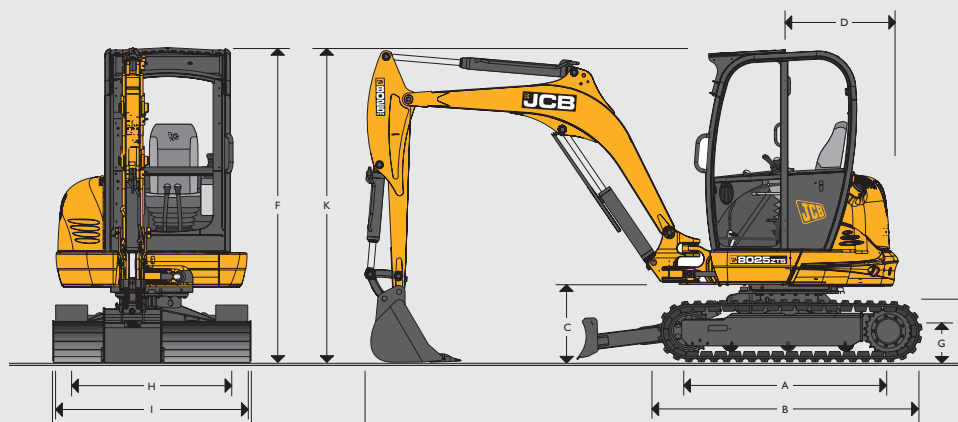
3 JCB Premier Cover offers comprehensive extended warranties and service agreements, as well as service-only or repair and maintenance contracts. Irrespective of what you opt for, our maintenance teams around the world charge competitive labour rates, and offer non-obligation quotations as well as fast, efficient insurance repair work.



Note: JCB LIVELINK and JCB Premier Cover may not be available in your region, so please check with your local dealer.



STATIC DIMENSIONS



Machine model		8025 ZTS LC	8025 ZTS	8030 ZTS	8035 ZTS
A	Sprocket idler centres	mm	1597	1440	1597
B	Undercarriage overall length	mm	2052	1870	2052
C	Kingpost clearance	mm	528	528	528
D	Tailswing radius	mm	750	750	800
E	Overall width of superstructure	mm	1550	1550	1650
F	Height over cab	mm	2435	2435	2435
G	Ground clearance	mm	270	270	270
H	Track gauge	mm	1252	1252	1352
I	Width over tracks	mm	1502	1502	1652
J	Transport length	mm	4125	4280	4287
K	Transport height	mm	2435	2435	2435
L	Track height	mm	480	480	480

ENGINE

Machine model		8025 ZTS LC, 8025 & 8030 ZTS	8035 ZTS
Model		403D-I5 Tier 3	403D-I7 Tier 3
Fuel		Diesel	Diesel
Cooling		Water cooled	Water cooled
Gross power	kW @ 2200 rpm	20.9	23.6
Nett power	kW @ 2200 rpm	20	22.7
Gross torque	Nm @ 1600 rpm	96	106.3
Nett torque	Nm @ 1600 rpm	92	102.3
Displacement	cc	1496	1663
Gradeability	degrees	36	36
Starter motor	kW	2	2
Battery	volt/Ah	12/75	12/75
Alternator	amp	65	65

UNDERCARRIAGE

Machine model		8025 ZTS LC	8025 ZTS	8030 ZTS	8035 ZTS
No of bottom rollers		3	3	4	4
Track width	mm	250	250	300	300
Ground bearing pressure	Kg/ cm ²	0.35	0.39	0.34	0.38
Ground clearance	mm	270	270	270	270
Track tensioning	mm	Grease	Grease	Grease	Grease
Travel speed – low	kph	2.4	2.4	2.4	2.4
Travel speed – high	kph	4.3	4.3	4.3	4.3
Tractive effort	kN	24.6	24.6	27.3	32

HYDRAULIC SYSTEM

Machine model		8025 ZTS LC	8025 ZTS	8030 ZTS	8035 ZTS
Pump		2 Variable & 1 Gear			
Nominal output	lpm	102	102	102	110
Excavator/track main relief	bar	220	220	245	245
Slew main relief	bar	190	190	190	190
Auxiliary hydraulic flow	ltr	58	58	58	69
Hydraulic motors		Piston	Piston	Piston	Piston

WEIGHTS

Machine model		8025 ZTS LC	8025 ZTS	8030 ZTS	8035 ZTS
Operating weight*	kg	2833	2806	3217	3651
With canopy	kg	- 100	- 100	- 100	- 100
With FOGS guard	kg	+ 36	+ 36	+ 36	+ 36
With steel tracks	kg	+ 60	+ 60	+ 70	+ 70
With long dozer	kg	+ 24	+ 24	N/A	N/A
With suspension seat	kg	+ 12	+ 12	N/A	N/A

OPERATOR STATION

Machine model		8025 ZTS LC	8025 ZTS	8030 ZTS	8035 ZTS
Cab/canopy height	mm			1517	
Cab/canopy length	mm			1205	
Cab/canopy height	mm			980	
Door aperture width	mm			532	

SPECIFICATION

8025, 8030, 8035 ZTS MINI EXCAVATORS

SERVICE CAPACITIES

Machine model		8025 ZTS LC	8025 ZTS	8030 ZTS	8035 ZTS
Fuel tank	ltr	40	40	40	40
Engine coolant	mm	8.5	8.5	8.5	8.5
Engine oil	mm	4.5	4.5	4.5	4.5
Hydraulic system	mm	70	70	70	70
Hydraulic tank	mm	45	45	45	45

EEC NOISE LEVELS (95/27/EC DYNAMIC)

Machine model		8025 ZTS LC	8025 ZTS	8030 ZTS	8035 ZTS
Cab / canopy external	dB (LwA)	95	95	95	95
Cab internal	dB (LpA)	77	77	77	77

STANDARD EQUIPMENT 8025 ZTS LC/8025 ZTS

ROPS & TOPS certified canopy, full audio/visual warning systems, slew travel lock, control isolator, lockable toolbox, 12v power socket, lifting points, rubber tracks, ISO servo controls, static seat, boom worklight, track pedals, single acting auxiliary circuit, boom ram protection, dozer blade, 1100mm dipper.

OPTIONAL EQUIPMENT 8025 ZTS LC/8025 ZTS

ROPS & TOPS certified fully glazed cab (includes heater, interior light, foldback door, gas strut assisted front screen), suspension seat, steel tracks, dual pattern controls (ISO/SAE change-over), cab/canopy mounted worklights, long dozer blade, double acting auxiliary circuit, engine fan guard, FOPS roof guard, mirror, toolkit, radio, biodegradeable hydraulic oil, fire extinguisher, sunblind (cab builds), battery isolator, Datatag (UK only), travel alarm, immobiliser, yellow roof moulding, hose burst check valves, boom, dipper and dozer, digging buckets (230mm to 600mm), 1000mm ditching/grading bucket, hydraulic breakers, earthdrill, mechanical quickhitch, hydraulic kerb-lifter, bushed king post.

STANDARD EQUIPMENT 8030 ZTS

ROPS & TOPS certified canopy, full audio/visual warning systems, slew travel lock, control isolator, lockable toolbox, 12v power socket, lifting points, rubber tracks, ISO servo controls, suspension seat, boom worklight, track pedals, single acting auxiliary circuit, boom ram protection, dozer blade, 1300mm dipper.

OPTIONAL EQUIPMENT 8030 ZTS

ROPS & TOPS certified fully glazed cab (includes heater, interior light, foldback door, gas strut assisted front screen), steel tracks, dual pattern controls (ISO/SAE change-over), cab/canopy mounted worklights, double acting auxiliary circuit, air conditioning, engine fan guard, FOPS roof guard, mirror, toolkit, radio, biodegradeable hydraulic oil, fire extinguisher, sunblind (cab builds), battery isolator, Datatag (UK only), travel alarm, immobiliser, yellow roof moulding, hose burst check valves, boom, dipper and dozer, digging buckets (230mm to 760mm), 1000mm ditching/grading bucket, hydraulic breakers, earthdrill, mechanical quickhitch, hydraulic kerb-lifter, bushed king post.

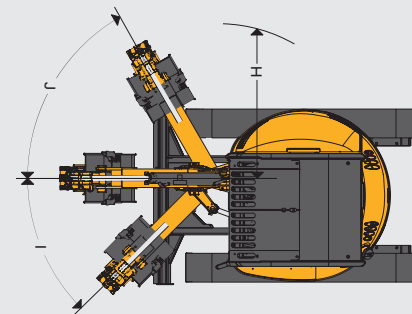
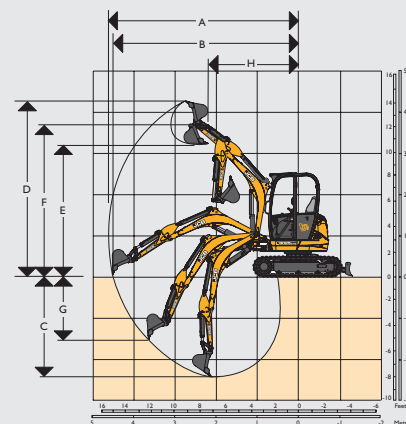
STANDARD EQUIPMENT 8035 ZTS

ROPS & TOPS certified canopy, full audio/visual warning systems, slew travel lock, control isolator, lockable toolbox, 12v power socket, lifting points, rubber tracks, ISO servo controls, suspension seat, boom worklight, track pedals, single acting auxiliary circuit, boom ram protection, dozer blade, 1525mm dipper.

OPTIONAL EQUIPMENT 8035 ZTS

ROPS & TOPS certified fully glazed cab (includes heater, interior light, foldback door, gas strut assisted front screen), steel tracks, dual pattern controls (ISO/SAE change-over), cab/canopy mounted worklights, double acting auxiliary circuit, air conditioning, engine fan guard, FOPS roof guard, mirror, toolkit, radio, biodegradeable hydraulic oil, fire extinguisher, sunblind (cab builds), battery isolator, Datatag (UK only), travel alarm, immobiliser, yellow roof moulding, hose burst check valves, boom, dipper and dozer, digging buckets (230mm to 760mm), 1000mm ditching/grading bucket, hydraulic breakers, earthdrill, mechanical quickhitch, hydraulic kerb-lifter, bushed king post.

WORKING RANGE


















		8025 ZTS LC	8025 ZTS	8030 ZTS	8035 ZTS
	Boom length	mm	1990	2130	2330
	Dipper length	mm	1100	1100	1525
A	Max digging reach	mm	4600	4828	5031
B	Max digging reach on ground	mm	4425	4691	4901
C	Max digging depth – dozer up	mm	2452	2580	2794
	Max digging depth – dozer down	mm	2509	2832	3119
D	Max digging height	mm	4017	4333	4453
E	Max dump height	mm	2707	3158	3205
F	Max height to dipper nose pivot pin	mm	3447	3700	3808
G	Max vertical wallcut depth	mm	1220	1542	1741
H	Min. front swing radius (no offset)	mm	2007	2125	2150
	Min. front swing radius (fully offset)	mm	1850	1912	2010
I	Boom swing left	degrees	45	45	45
J	Boom swing right	degrees	60	60	60
	Bucket rotation	degrees	189	189	186
	Dipper rotation	degrees	107	118.5	119
	Bucket tearout	kN	24	24	28
	Dipper tearout	kN	15	15	17
	Slew speed	rpm	9.6	9.6	9.6

DOZER

Machine model		8025 ZTS LC	8025 ZTS	8030 ZTS	8035 ZTS
Max height above ground	mm	290	290	370	370
Dig depth below ground	mm	405	405	622	629
Approach angle	degrees	31	31	24.5	24.5
Width	mm	1550	1550	1650	1750
Height	mm	318	318	335	335
Reach in front of tracks	mm	342	342	681	668
















LIFT CAPACITIES – STANDARD DOZER, 250MM RUBBER TRACKS, 1100MM DIPPER, NO BUCKET

8025 ZTS LC

Load Point	2.0m			2.5m			3.0m			3.5m			Capacity at maximum reach			
																
Height	Dozer Up	Dozer Down	Over Side	Dozer Up	Dozer Down	Over Side	Dozer Up	Dozer Down	Over Side	Dozer Up	Dozer Down	Over Side	Dozer Up	Dozer Down	Over Side	Distance
m	kg	kg	kg	kg	kg	kg	kg	kg	kg	kg	kg	kg	kg	kg	kg	mm
2.0	-	-	-	666*	676*	-	635*	661*	401	428	644*	304	398	635*	276	3700
1.5	-	-	-	735	922*	518	540	740*	390	413	700*	303	360	687*	259	3800
1.0	-	-	-	675	1148*	482	518	900*	377	405	763*	297	345	700*	254	3850
0.5	-	-	-	653	1296*	461	495	961*	360	398	792*	289	353	731*	255	3800
0.0	825	1792*	604	623	1344*	435	476	1021*	346	383	823*	275	353	770*	259	3640
-0.5	825	1757*	585	638	1340*	450	480	1012*	345	-	-	-	398	821*	285	3450
-1.0	735	1503*	580	563	1186*	430	477	900*	338	-	-	-	477	900*	335	3000
















LIFT CAPACITIES – STANDARD DOZER, 250MM RUBBER TRACKS, 1100MM DIPPER, NO BUCKET

8025 ZTS

Load Point	2.5m			3.0m			3.5m			4.0m			Capacity at maximum reach			
																
Height	Dozer Up	Dozer Down	Over Side	Dozer Up	Dozer Down	Over Side	Dozer Up	Dozer Down	Over Side	Dozer Up	Dozer Down	Over Side	Dozer Up	Dozer Down	Over Side	Distance
m	kg	kg	kg	kg	kg	kg	kg	kg	kg	kg	kg	kg	kg	kg	kg	mm
2.0	-	-	-	390	627*	372	281	599*	278	-	-	-	218	599*	222	3900
1.5	473	987*	454	360	783*	338	270	675*	259	210	635*	207	210	635*	207	4000
1.0	458	1218*	420	326	863*	319	259	735*	243	199	655*	199	190	647*	188	4100
0.5	420	1342*	399	323	1019*	307	259	811*	237	214	711*	188	214	711*	188	4100
0.0	420	1422*	398	326	1107*	302	259	871*	239	-	735*	-	214	735*	207	4100
-0.5	401	1302*	405	326	1103*	306	259	851*	240	-	-	-	235	775*	225	3650
-1.0	420	1286*	390	319	959*	294	-	-	-	-	-	-	270	767*	257	3300
















LIFT CAPACITIES – STANDARD DOZER, 300MM RUBBER TRACKS, 1300MM DIPPER, NO BUCKET

8030 ZTS

Load Point	2.5m			3.0m			3.5m			4.0m			Capacity at maximum reach			
																
Height	Dozer Up	Dozer Down	Over Side	Dozer Up	Dozer Down	Over Side	Dozer Up	Dozer Down	Over Side	Dozer Up	Dozer Down	Over Side	Dozer Up	Dozer Down	Over Side	Distance
m	kg	kg	kg	kg	kg	kg	kg	kg	kg	kg	kg	kg	kg	kg	kg	m
2.0	-	-	-	-	-	-	450	587*	405	356	605*	323	353	600*	323	4000
1.5	717	1188*	660	544	840*	518	428	675*	405	353	639*	319	319	635*	319	4000
1.0	728	1266*	653	544	917*	503	420	774*	386	341	683*	315	303	666*	293	4280
0.5	690	1543*	608	521	1068*	458	420	866*	371	341	746*	308	300	696*	293	4220
0.0	638	1531*	596	495	1157*	454	413	940*	364	338	761*	304	323	770*	304	4100
-0.5	602	1509*	570	473	1187*	446	405	922*	364	-	-	-	343	783*	323	3880
-1.0	615	1488*	563	495	1262*	420	413	848*	353	-	-	-	413	848*	353	3500

LIFT CAPACITIES – STANDARD DOZER, 300MM RUBBER TRACKS, 1525MM DIPPER, NO BUCKET

8035 ZTS

Load Point	2.5m			3.0m			3.5m			4.0m			Capacity at maximum reach			
																
Height	Dozer Up	Dozer Down	Over Side	Dozer Up	Dozer Down	Over Side	Dozer Up	Dozer Down	Over Side	Dozer Up	Dozer Down	Over Side	Dozer Up	Dozer Down	Over Side	Distance
m	kg	kg	kg	kg	kg	kg	kg	kg	kg	kg	kg	kg	kg	kg	kg	mm
2.0	-	-	-	593*	610*	626*	578*	617*	606*	390	623*	431	315	596*	330	4500
1.5	954*	1031*	996*	617	846*	676	490	755*	522	386	697*	414	312	668*	315	4600
1.0	800	1366*	846	606	1061*	614	465	878*	486	388	854*	407	306	711*	307	4610
0.5	720	1579*	800	534	1205*	636	476	996*	481	367	849*	397	315	741*	313	4590
0.0	660	1679*	787	529	1444*	604	438	1066*	483	361	883*	386	301	740*	522	4500
-0.5	684	1804*	759	555	1466*	577	446	1125*	475	378	922*	390	337	819*	337	4380
-1.0	691	1693*	772	499	1321*	585	401	1117*	481	361	935*	399	362	859*	385	4050



Lift capacity front and rear.



Lift capacity full circle.

Notes:

- Lifting capacities are based on ISO 10567, that is: 75% of minimum tipping load or 87% of hydraulic lift capacity, whichever is the less. Lifting capacities marked* are based on hydraulic capacity.
- Lift capacities assume that the machine is on firm level ground and equipped with an approved lifting point.
- A bucket must be fitted when lifting, the weight of this bucket must be deducted from the above lift capacities.
- Lift capacities may be limited by local regulations. Please refer to your dealer.



ONE COMPANY, OVER 300 MACHINES.

Your nearest JCB dealer

Mini Excavators 8025, 8030, 8035 ZTS

Operating weight: 2806 kg / 3217 kg / 3651 kg Net engine power: 20 kW / 22.7 kW

JCB Sales Limited, Rocester, Staffordshire, United Kingdom ST14 5JP.

Tel: +44 (0)1889 590312 Email: salesinfo@jcb.com

Download the very latest information on this product range at: www.jcb.com

©2009 JCB Sales. All rights reserved. No part of this publication may be reproduced, stored in a retrieval system, or transmitted in any form or by any other means, electronic, mechanical, photocopying or otherwise, without prior permission from JCB Sales. All references in this publication to operating weights, sizes, capacities and other performance measurements are provided for guidance only and may vary dependant upon the exact specification of machine. They should not therefore be relied upon in relation to suitability for a particular application. Guidance and advice should always be sought from your JCB Dealer. JCB reserves the right to change specifications without notice. Illustrations and specifications shown may include optional equipment and accessories. All images are correct at time of print. The JCB logo is a registered trademark of J C Bamford Excavators Ltd.

